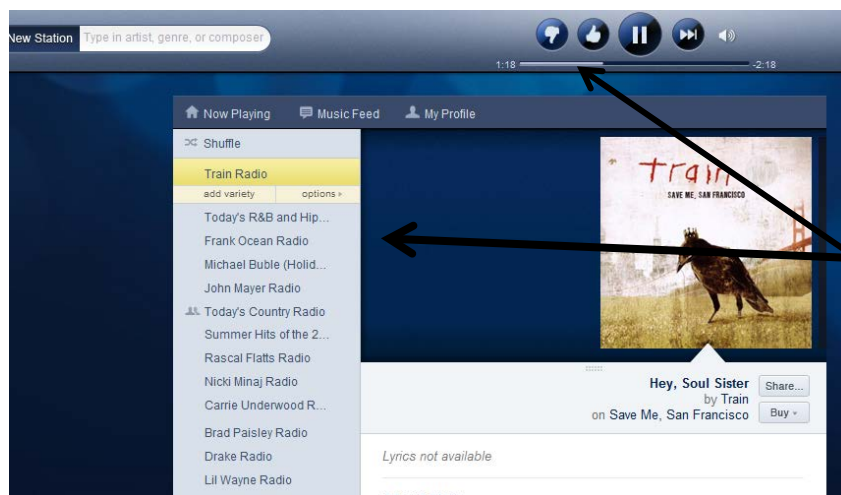
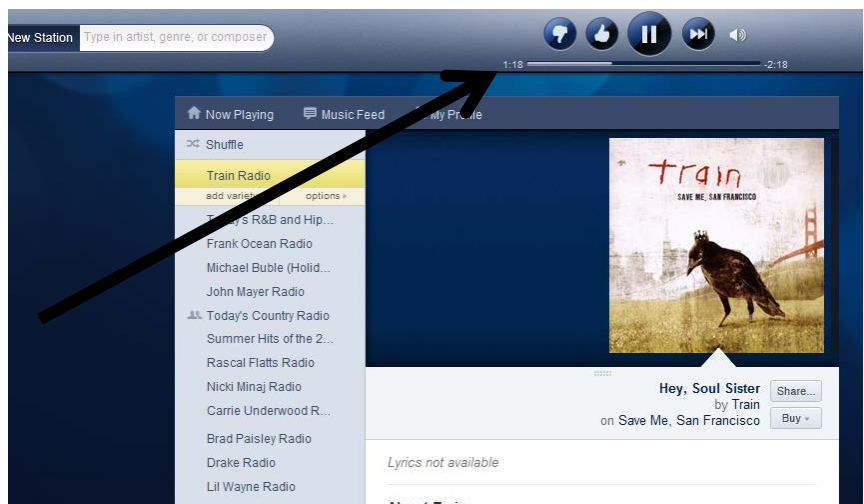


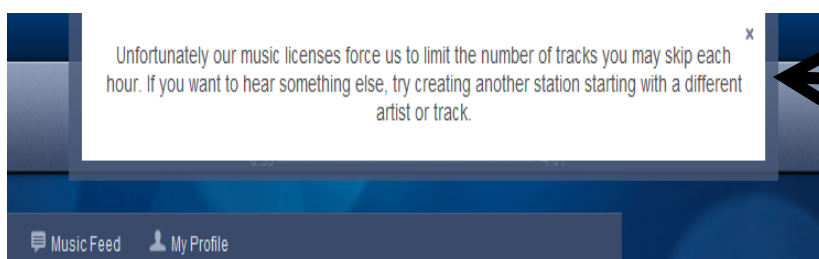
This is where you can start your stations and pause and play. It's like your "home page." You can pick your station up here.

Up here you can pause and play and skip to a next song. You cannot go back.



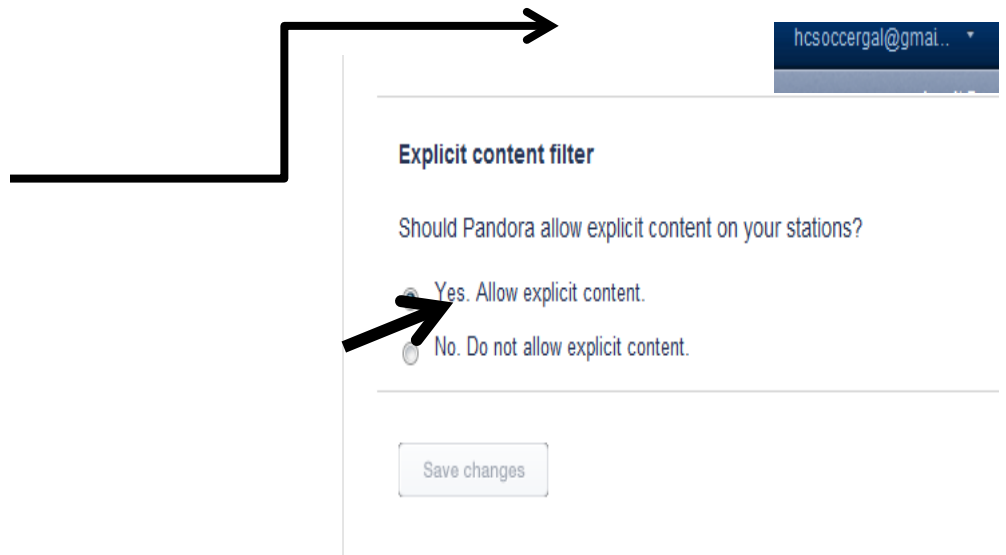
Right here is you stations. You can make then and then switch whenever you want.

Here you can give it thumbs up and it will know that you like that song. Or you can give it thumbs down and they won't ever play it again.



If this pops up it means that you have skipped to many songs. You can't do anything about it. Six songs is your limit.

If you want your music to be explicit the go up to your settings and then scroll down and that's where it is.



The screenshot shows the Pandora user interface. At the top right, a dark blue header bar contains the email address 'hcsocccergal@gmail...' with a dropdown arrow. Below this, the 'Explicit content filter' section is visible. It asks the question 'Should Pandora allow explicit content on your stations?'. There are two radio button options: 'Yes. Allow explicit content.' and 'No. Do not allow explicit content.'. A large black arrow points from the left towards the 'Yes' option. At the bottom of the settings panel, there is a 'Save changes' button.

hcsocccergal@gmail...

Explicit content filter

Should Pandora allow explicit content on your stations?

☒ Yes. Allow explicit content.

☐ No. Do not allow explicit content.

Save changes